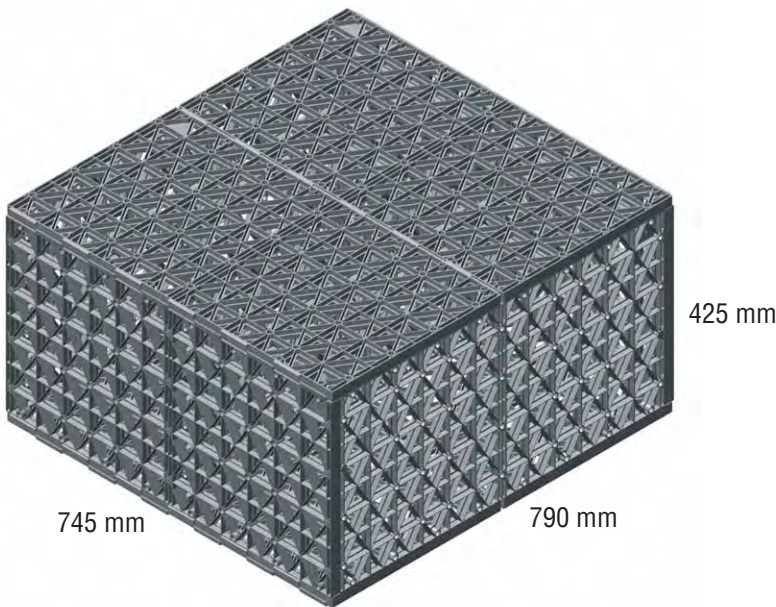


VersiTank® Plus 880



Tank size and weight

Length	: 790 mm (~31 in.)
Width	: 745 mm (~29 in.)
Height	: 425 mm (~17 in.)
Volume	: 0.25 m ³ (~66 U.S gal)
Weight	:
	3 stabilizers : 12 kg (26 lbs)
	4 stabilizers : 13 kg (29 lbs)
	5 stabilizers : 14 kg (32 lbs)
	7 stabilizers : 16 kg (35 lbs)

Compressive strength

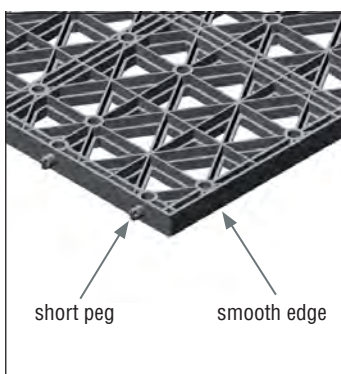
3 stabilizers	: ≤12 t/m ² (≤17 psi)
4 stabilizers	: ≤15 t/m ² (≤21 psi)
5 stabilizers	: ≤19 t/m ² (≤27 psi)
7 stabilizers	: ≤22 t/m ² (≤31 psi)

Advantages

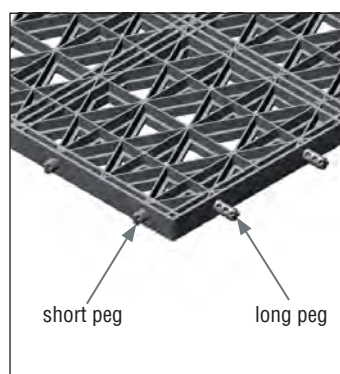
- Suitable for use under trafficable areas
- Extra large unit tank capacity
- Interlock vertically and horizontally for maximum stability
- Easy on-site assembly
- Small wall apertures minimise risk of rupturing geotextile during backfilling

Panel Details


VersiTank® Plus 880 has 3 similar modules **W**, **S** and **B** each with different edge details



Type **W** module



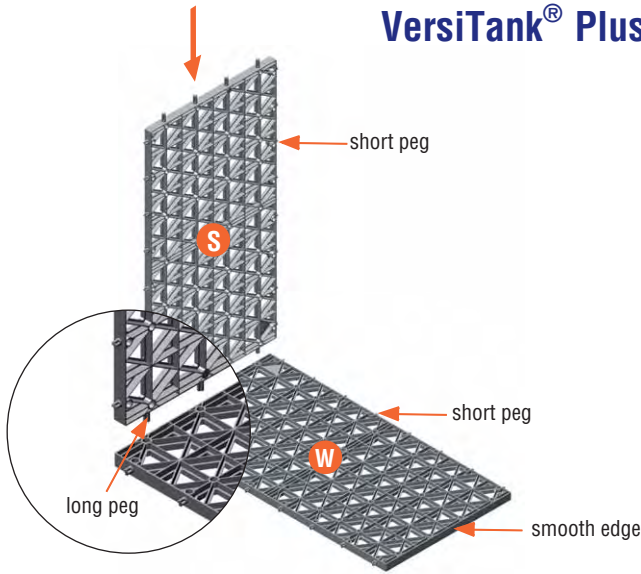
Type **S** module



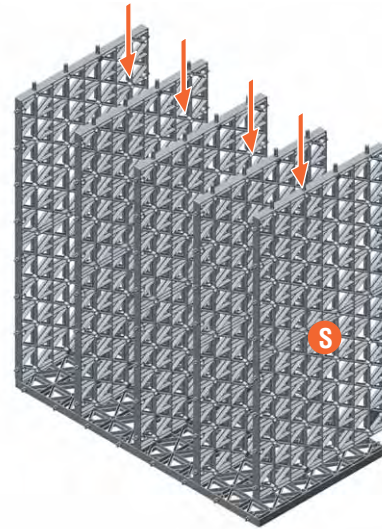
Type **B** module

Assembly Procedures

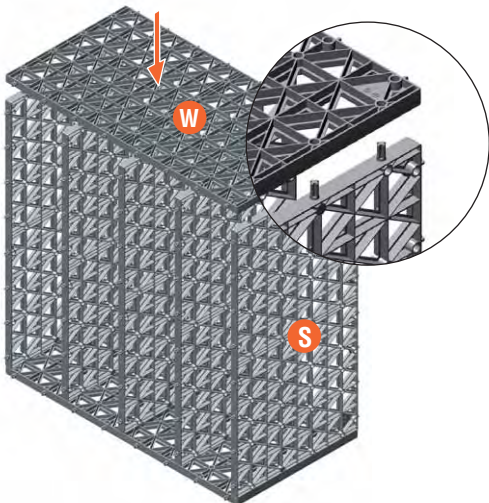
VersiTank[®] Plus 880



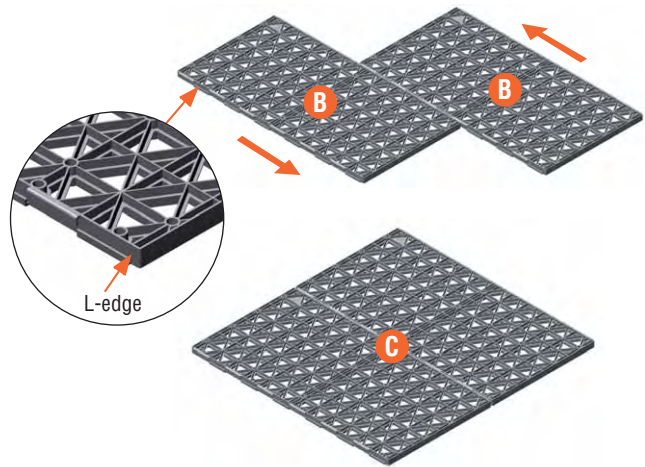
1. Insert Stabilizer **S** module into Wall **W** module



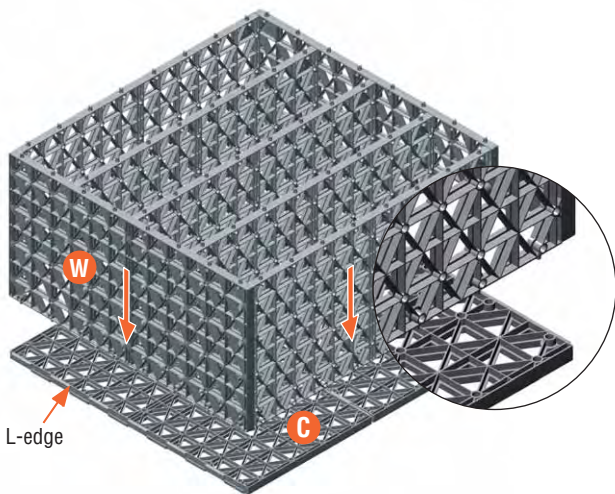
2. Repeat for remaining Stabilizer **S** modules



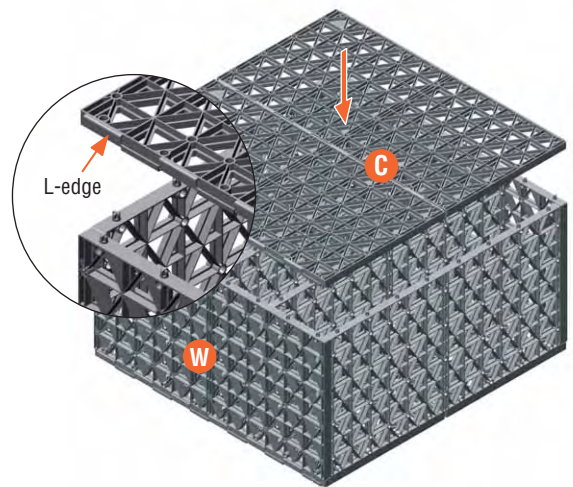
3. Fix remaining Wall **W** module



4. Assemble Base **C** by sliding the edge of one **B** module against another. Repeat for Top **C**



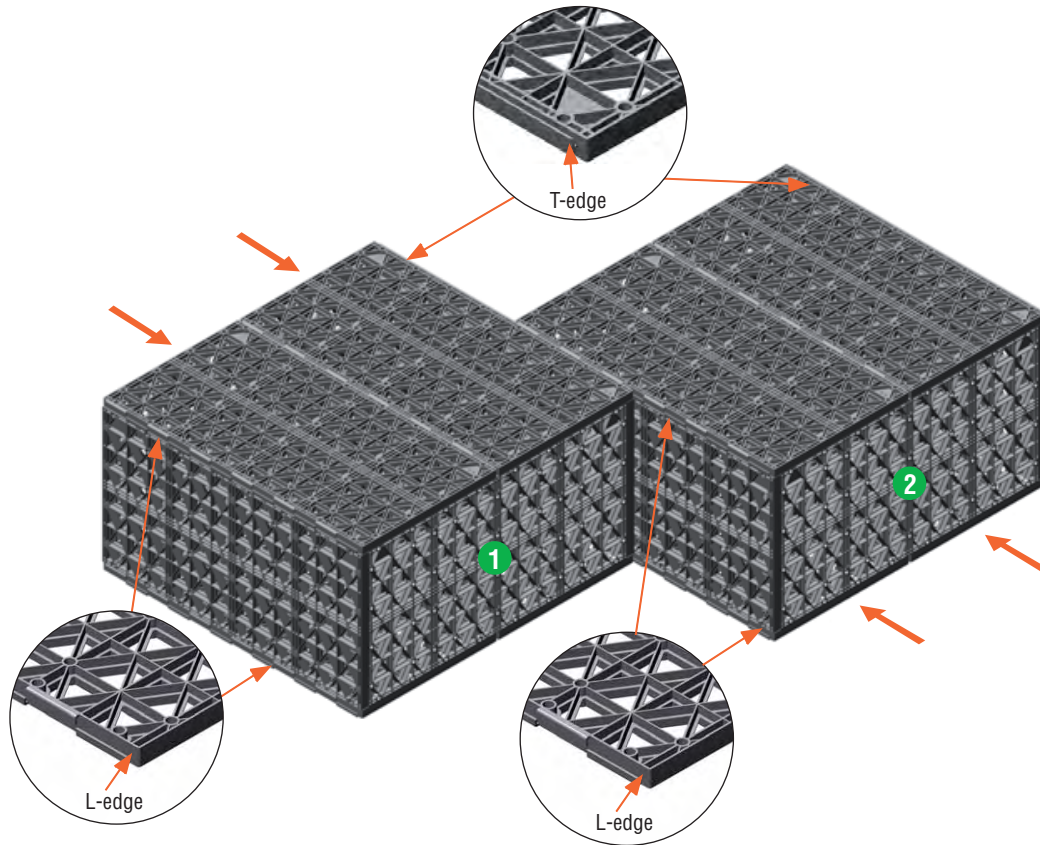
5. Fix onto Base **C**



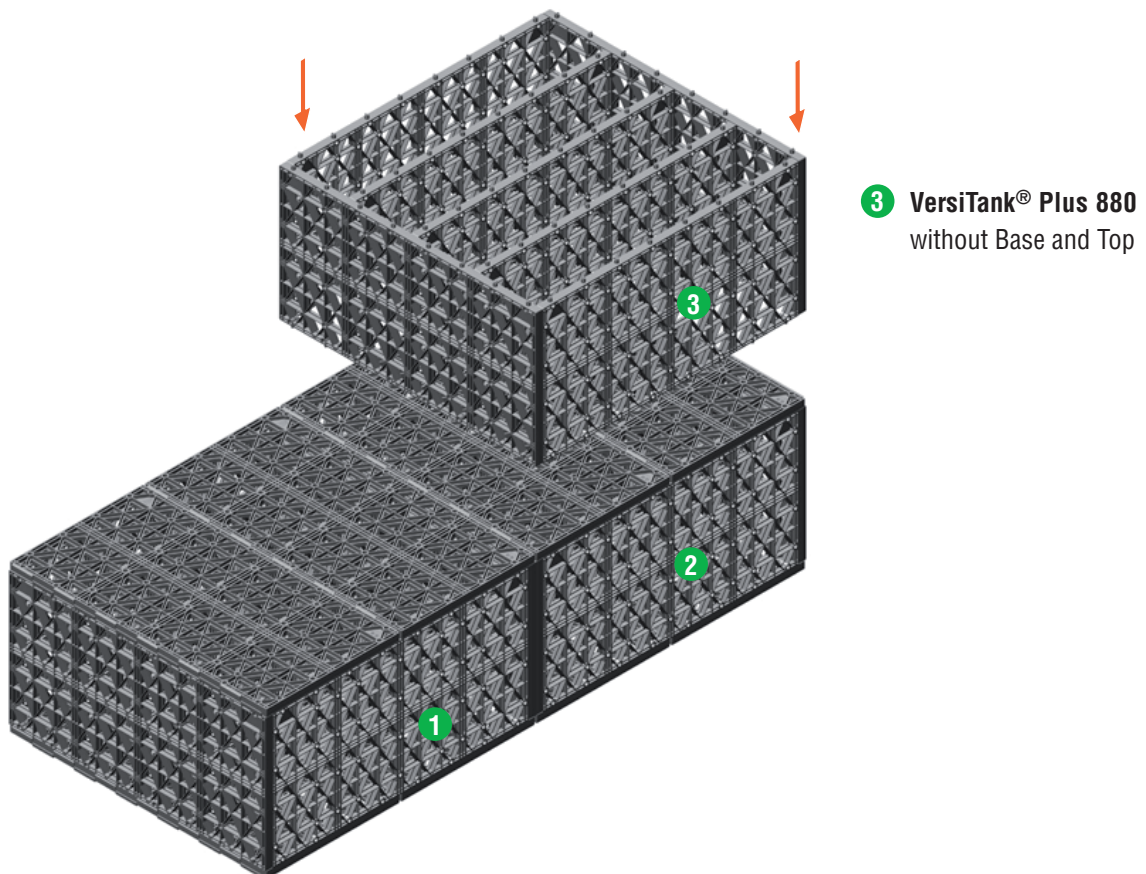
6. Fix Top **C** with L-edge facing the same direction **C** as in Base

Note: VersiTank[®] Plus 880 must be placed with Wall **W** modules positioned vertically.

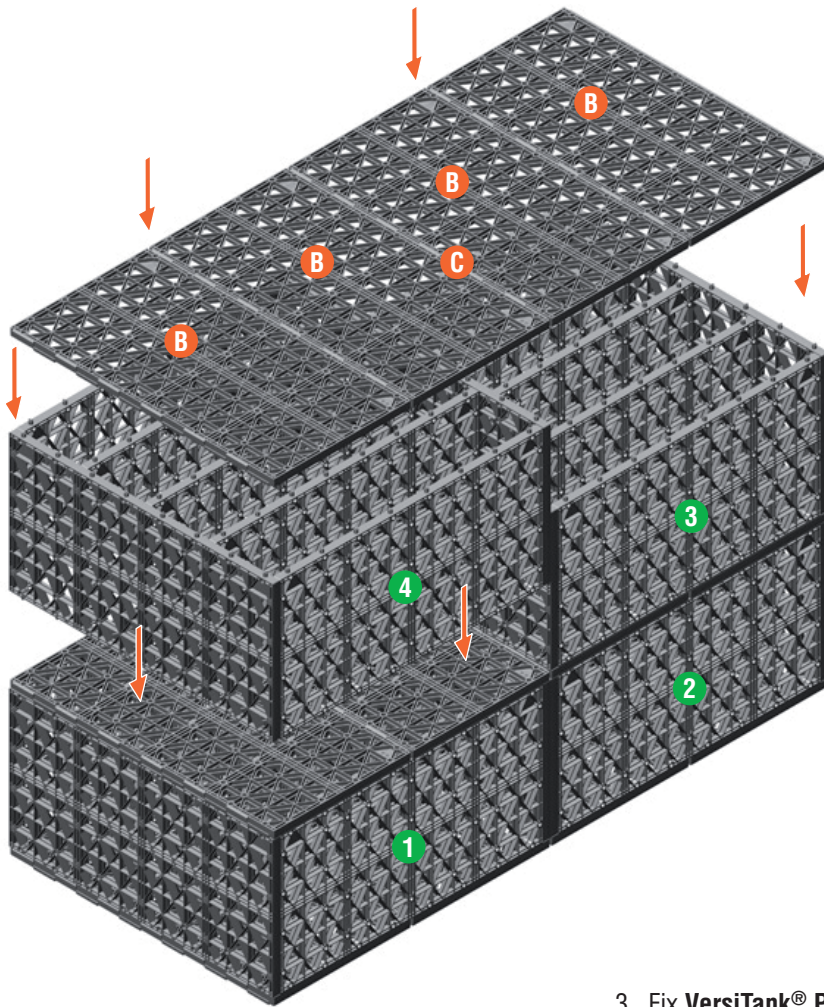
Multiple VersiTank® Plus 880



1. Join **VersiTank® Plus 880** ① and ② horizontally by sliding against each other. Repeat for additional tanks where required.



2. To join vertically, fix **VersiTank® Plus 880** ③ without Base and Top modules onto **VersiTank® Plus 880** ②



C Top

Assemble required size of Top by sliding the edges of **B** modules against each other

3 4 VersiTank® Plus 880 without Base and Top

1 2 VersiTank® Plus 880

3. Fix VersiTank® Plus 880 **4** onto VersiTank® Plus 880 **1**
Then fix Top **C** onto VersiTank® Plus 880 **3** and **4**

Note: The information provided in this brochure is based on current knowledge and experience and does not infer any legally binding assurance or warranty, expressed or implied. Intending purchasers should verify whether any changes to specifications or applications or otherwise have been made since this literature was issued. The products in this brochure are manufactured using specified recycled plastics under detailed quality control standards and procedures. Factors including source of raw material and manufacturing processes may impact slightly on the strength of the modules.



Singapore: +65 6356 2800
Australia: +61 2 9648 2073
www.elmich.com

Distributed by: