




Creating Cities Where Urban Meets Nature



VersiWeb®

Cellular Confinement System



Our Innovation Your Solution

VersiWeb® provides effective erosion control and slope stability by preventing movement of infill material and by forming an integrated structural mass that resist lateral pressure and movement. It uniformly distributes weight-bearing loads and provides cost effective long-term erosion control and slope and channel protection and stabilisation.



VersiWeb®

VersiWeb® offers architects and developers a comprehensive solution for long-term slope and channel protection and stabilization.

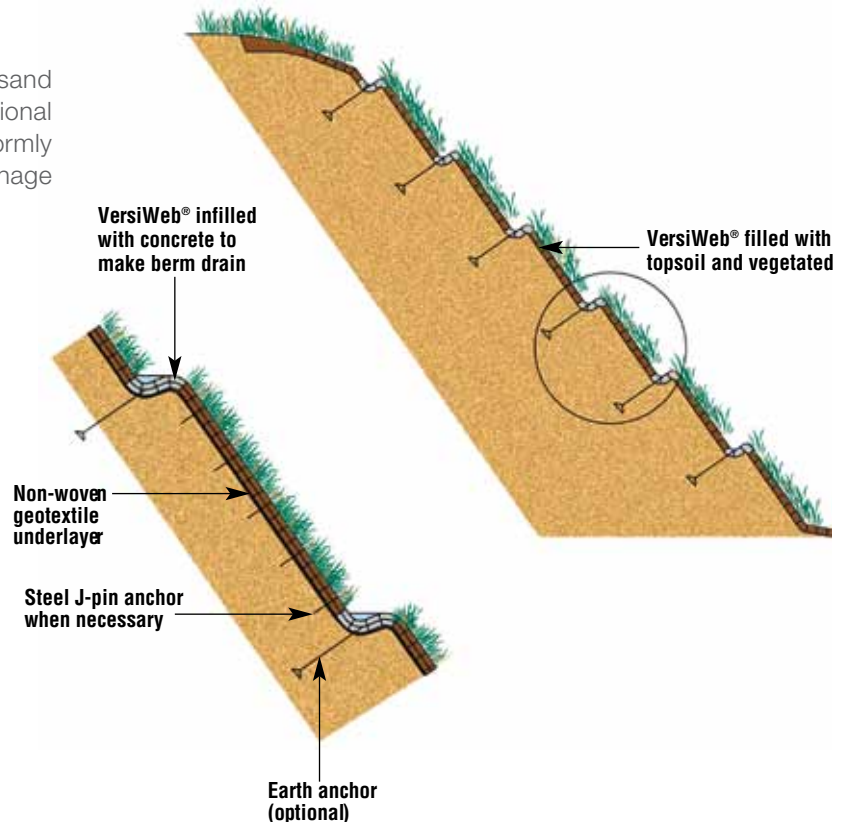
About VersiWeb®

VersiWeb® is a cellular confinement system comprising a matrix of expandable and flexible thermoplastic strips that are ultrasonically bonded to form a strong, dimensionally stable and inert honeycombed network of cells.

When filled with top-soil, granular gravel/sand material or concrete, it creates a three dimensional erosion barrier and structural bridge that uniformly distributes weight-bearing loads, enhances drainage and prevents build-up of hydrostatic pressure.

VersiWeb® effectively controls erosion by preventing movement of infill material within the individual cells and provides stability by acting as a counterweight on sloped areas. The structural and shear strength is enhanced when installed in layers.

VersiWeb® forms an integrated structural mass that resists lateral pressure and movement. It uniformly distributes weight-bearing loads thereby preventing infill from being forced into the substrate below resulting in deformation and potholes.

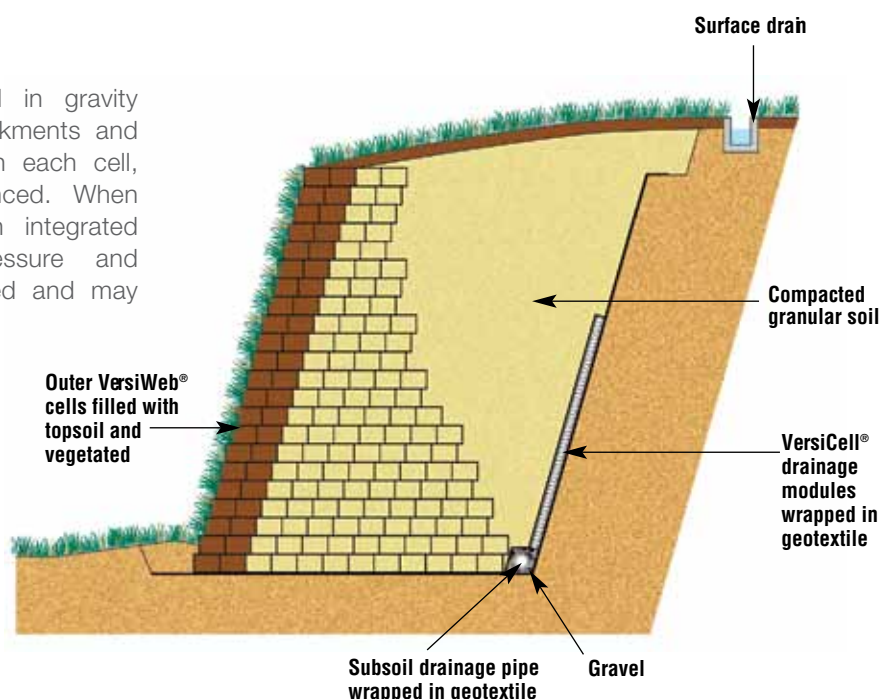


Earth Retention

VersiWeb® can be used to retain infill in gravity retaining and free standing walls, embankments and barriers. By confining infill material within each cell, structural and shear strength is enhanced. When installed in layers, VersiWeb® forms an integrated structural mass, resisting lateral pressure and movement. VersiWeb® is easily dismantled and may be subsequently re-used.

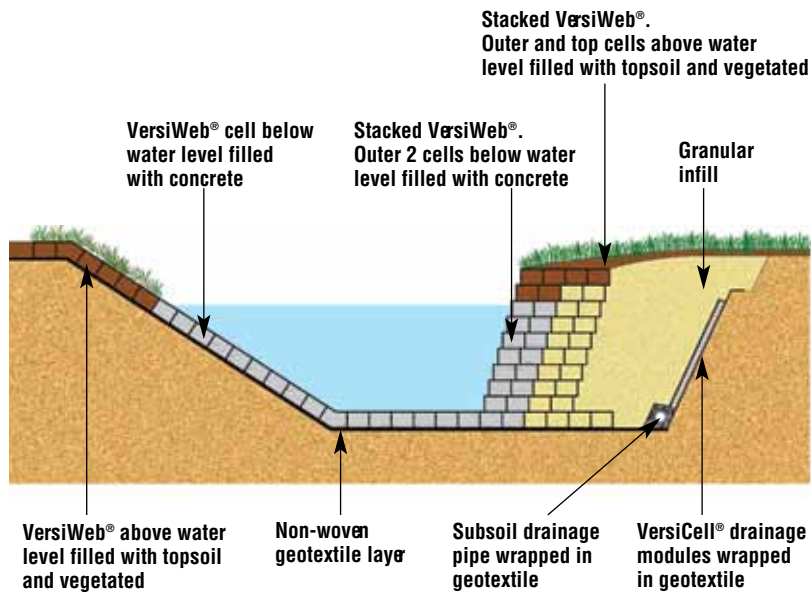
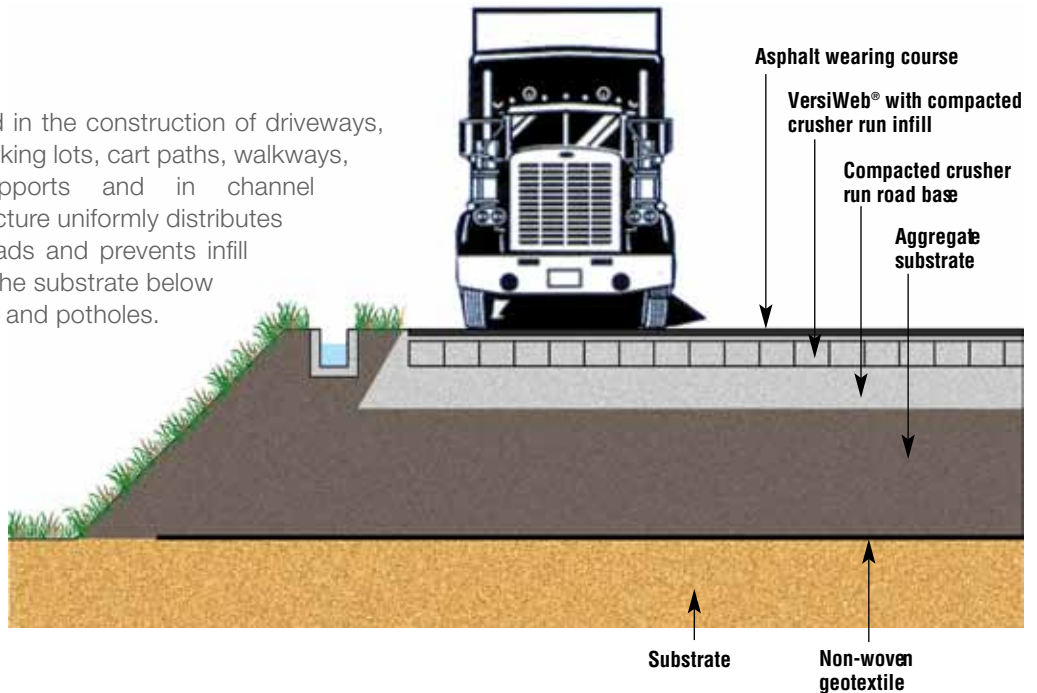
Infill materials recommended include:

- top soil for establishing vegetation
- granular material (gravel/sand)
- concrete



Load Support

VersiWeb® can be used in the construction of driveways, maintenance roads, parking lots, cart paths, walkways, pipeline/sewerage supports and in channel crossings. The cell structure uniformly distributes high weight bearing loads and prevents infill from being forced into the substrate below resulting in deformation and potholes.



Channel Protection

VersiWeb® can be used for channel and shoreline protection and on scour aprons, boat ramps and spillways. VersiWeb® avoids the need to install costly load support structures.

Infill materials, subject to site conditions, include:

- top soil for low to moderate and intermittent flow conditions
- granular materials including gravel and concrete for channels subject to severe hydraulic and mechanical stresses.

Advantages

- Cost effective long-term slope and channel protection and stabilization
- Conforms to most terrain profiles
- Easily transported and handled on-site
- Quickly dismantled for re-use

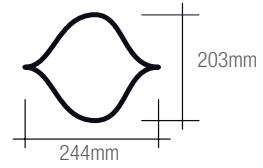
Application

- Slope protection
- Earth retention
- Load support
- Channel protection

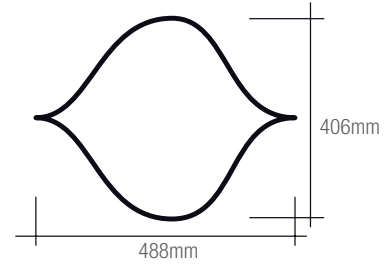
Technical Specification

	Standard Cell	Large Cell
Cell Dimension	203mm x 244mm	406mm x 488mm
Cell Heights	50mm 75mm 100mm 150mm 200mm	50mm 75mm 100mm 150mm 200mm
Thickness	1.2mm	1.2mm
Tensile Strength	(Long.) 18.4MPa (Trans.) 19.5MPa	18.4MPa 19.5MPa
Seam Weld Strength	(50mm) 560N (75mm) 950N (100m) 1400N (150mm) 1820N (200mm) 2210N	560N 950N 1400N 1820N 2210N
Size Per Panel	≈ 15.0m ²	≈ 30.0m ²
Weight Per Panel	(50mm) 12.3kg (75mm) 18.5kg (100m) 24.7kg (150mm) 37.0kg (200mm) 49.3kg	12.3kg 18.5kg 24.7kg 37.0kg 49.3kg
Long Term Seam Hang Strength*	>30 days	>30 days
Environmental Stress		
Crack Resistance	>3000 hours	>3000 hours
Service Temperature	-20 °C to 120 °C	
Biological / Chemical Resistance	Unaffected by moulds and algae Good resistance to alkali and bitumen	

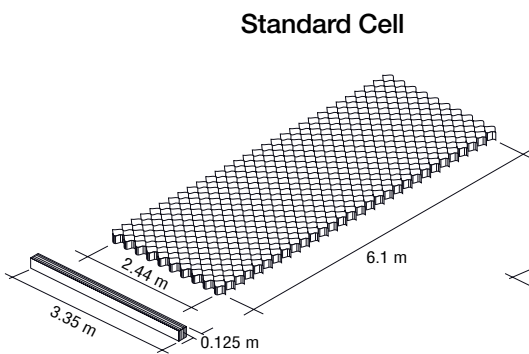
* 100mm seam width supporting 72.5kgf load at ambient temperature according to ASTM E41.



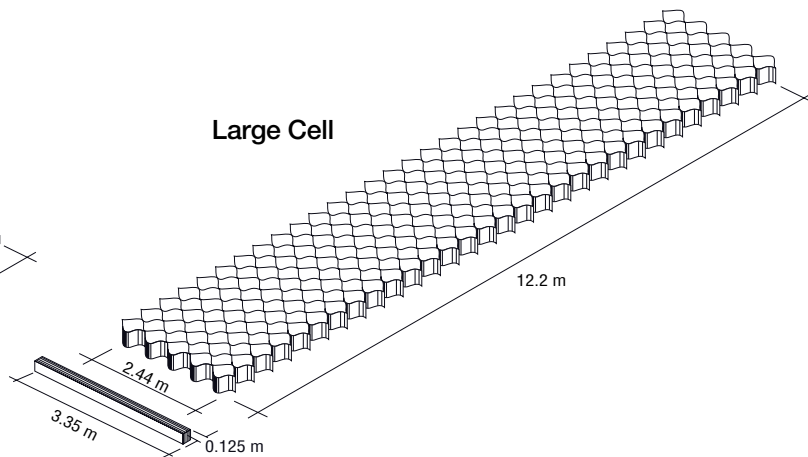
Standard Cell
2.44m x 6.1m



Large Cell
2.44m x 12.2m



Standard Cell



Large Cell

Distributed by:

Note: The information provided in this brochure is based on current knowledge and experience and does not infer any legally binding assurance or warranty, expressed or implied. Intending purchasers should verify whether any changes to specifications or applications or otherwise have been made since the issue of this literature. Environmental-friendly recycled materials are used wherever possible and physical product properties including colour may differ due to source of raw materials used. Colour may also fade due to UV exposure. All components of the product are designed for specific application, design calculations and any variation and/or deviation therefrom shall be the responsibility of the Specifier and/or User.



ELMICH PTE LTD www.elmich.com

Singapore: (+65) 6356 2800

info@elmich.com

Singapore | Seattle | Sydney | Zurich | Guangzhou | Shanghai

